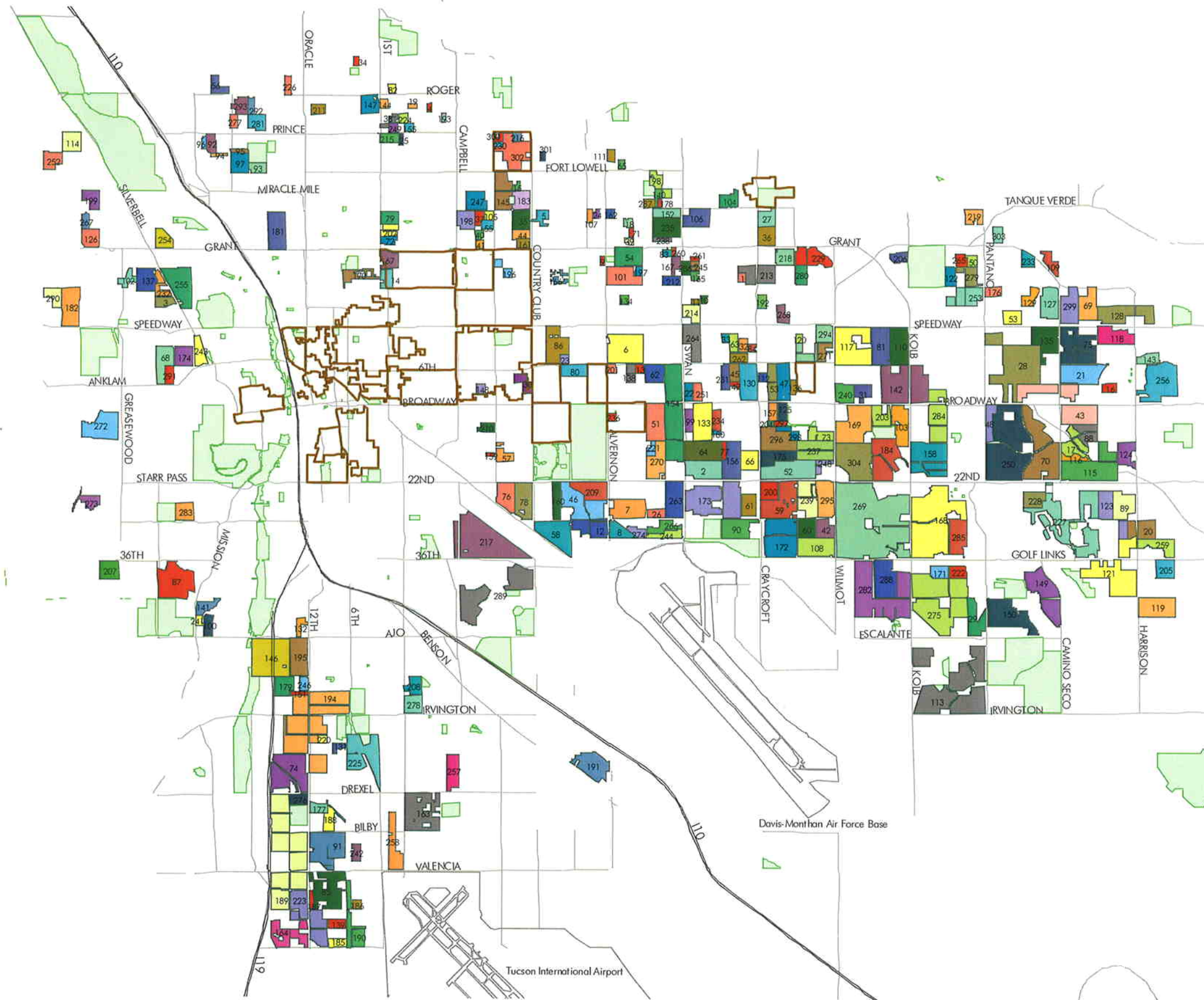


Tucson Postwar Single Family Residential Developments, 1945-1973

Figure 1*

*(legend is located on the following page)



Legend:

- Postwar Single Family Developments*
- Existing Historic Districts
- Parks

* numbered legend located on the following page



304 TUCSON POSTWAR DEVELOPMENTS

- 1 ADOBE MANOR
- 2 ALDEA LINDA
- 3 ALDEA VISTA
- 4 ALGONQUIN HEIGHTS
- 5 ALMARTIN ADDITION
- 6 ALVERNON ADDITION
- 7 ALVERNON HEIGHTS
- 8 ALVERNON PARK
- 9 ALVERNON TERRACE
- 10 ARCADIA PARK
- 11 BAHIA ESTATES
- 12 BEL AIR
- 13 BELMONT HEIGHTS
- 14 BILTMORE ADDITION
- 15 BLACKJUDGE ADDITION
- 16 BLOODWORTH ADDITION
- 17 BLUE RIDGE ESTATES
- 18 BONITA VISTA ADDITION
- 19 BOYER SUBDIVISION
- 20 BRAEWOOD TERRACE
- 21 BROADWAY EAST
- 22 BROADWAY ESTATES
- 23 BUNELL ADDITION
- 24 BUSH ADDITION
- 25 CARLISLE PARK
- 26 CARLITA VILLAGE
- 27 CARLOS TERRACE
- 28 CARRIAGE HILL
- 29 CARSON PARK
- 30 CASA BONITAS
- 31 CASA LOMA ESTATES
- 32 CASA MESA
- 33 CASA MESA NO. 2
- 34 CASA RADIN ADDITION
- 35 CASA SOLARIEGA
- 36 CASAS DE CARLOS
- 37 CASAS LINDAS ESTATE
- 38 CATALINA
- 39 CATALINA FARMS ADDITION
- 40 CATALINA VIEW ADDITION
- 41 CATALINA VISTA PARK
- 42 CAVALIER ESTATES
- 43 CENTENNIAL PARK
- 44 CHULA VISTA ADDITION
- 45 CINCOVIA
- 46 CITATION PARK
- 47 CLARA VISTA
- 48 CLOUD RIDGE EAST
- 49 CLOVERLAND ADDITION
- 50 COCHISE ESTATES

- 51 COLONIA ALLEGRE
- 52 COLONIA DEL VALLE
- 53 COLONIA SAGUARO
- 54 COLUMBUS ADDITION
- 55 COPPER TERRACE ADDITION
- 56 COTTONWOOD MANOR
- 57 COUNTRY CLUB ANNEX
- 58 COUNTRY CLUB PARK
- 59 CRAYCROFT ADDITION
- 60 CRAYCROFT ADDITION ANNEX
- 61 CRAYCROFT TERRACE
- 62 CREST VIEW
- 63 DARLING ACRES
- 64 DEL MONTE VILLAGE
- 65 DESERT HEIGHTS
- 66 DESERT AIRE ADDITION
- 67 DESERT HIGHLANDS
- 68 DESERT HILLS
- 69 DESERT PALMS PARK
- 70 DESERT STEPPES ESTATES
- 71 DESERT VIEW ADDITION
- 72 DOS CALLES ADDITION
- 73 DOUGLAS TERRACE
- 74 DREXEL TERRACE
- 75 EASTERN HILLS
- 76 EASTMOOR
- 77 EDMUND GARDENS
- 78 EL CAMPO ESTATES
- 79 EL CERRITO ESTATE
- 80 EL CONQUISTADOR ESTATES
- 81 EL DORADO HILLS
- 82 EL MORO ADDITION
- 83 EL OASIS ADDITION
- 84 ELIZABETH ADDITION
- 85 ELSTONE SUBDIVISION
- 86 ENCANTO PARK
- 87 ENCHANTED HILLS
- 88 ESTES PARK
- 89 ESTES PARK 2
- 90 FERRY ADDITION
- 91 FIESTA PARK
- 92 FLOWING WELLS ESTATE
- 93 FLOWING WELLS HOMES
- 94 FLOWING WELLS MANOR
- 95 FLOWING WELLS MEADOWS
- 96 FLOWING WELLS TERRACE
- 97 FLOWING WELLS VILLAGE
- 98 FORT LOWELL
- 99 FRANKLIN HEIGHTS
- 100 FREEDOM HOMES
- 101 FRONTIER VILLAGE

- 102 FRONTIER WEST ESTATES
- 103 GLEN HEATHER ESTATES
- 104 GLENN AIRE
- 105 GLENN EAST ESTATES
- 106 GLENN HEIGHTS
- 107 GLENN VIEW
- 108 GOLF LINKS ADDITION
- 109 GREEN ACRES ESTATES
- 110 GREEN HILLS
- 111 GREEN VALLEY ADDITION
- 112 GREER HEIGHTS
- 113 GROVES
- 114 HACENDAS DEL OESTE
- 115 HALCYON ACRES
- 116 HALCYON RIDGE ESTATES
- 117 HAROLD BELL WRIGHT ESTATE
- 118 HARRISON ESTATES
- 119 HARRISON HILLS
- 120 HAWTHORNE PARK
- 121 HEARTHSTONE HILLS
- 122 HEATHERBRAE
- 123 HERMOSA HIGHLANDS
- 124 HERMOSA HILLS ESTATES
- 125 HERVEY ADDITION
- 126 HIAWATHA HILLS
- 127 HIDDEN HILLS
- 128 HIDDEN HILLS EAST
- 129 HIDDEN HILLS WEST
- 130 HIGHLAND VISTA
- 131 HILLS-BORRO ADDITION
- 132 HI-SCHOOL ADDITION
- 133 HOFFMAN ADDITION
- 134 HOLLIE CREST
- 135 HUNTINGTON PARK
- 136 INDIAN HOUSE ESTATES
- 137 IRONWOOD HILLS
- 138 JACKSON ADDITION
- 139 JAMAICAN ESTATES
- 140 KAPSAL ADDITION
- 141 KENNEDY PARK ESTATES
- 142 KINGSTON KNOLLS TERRACE
- 143 KINGSWOOD
- 144 KOEHLER ADDITION
- 145 LA MADERA ADDITION
- 146 LA MAR CITY ACRES
- 147 LA MESA
- 148 LA MIRADA
- 149 LAKECREST
- 150 LAKESIDE
- 151 LAS CASITAS ADDITION
- 152 LAUREL ADDITION

- 153 LEONORA ADDITION
- 154 LINDEN PARK
- 155 LITTLE ROCKY'S
- 156 LOMA LINDA ESTATES
- 157 LOMA VERDE ADDITION
- 158 LONGVIEW ESTATES
- 159 LORALYN
- 160 LORENA HOMESITES
- 161 LORETTA HEIGHTS
- 162 LOS N DOS
- 163 LOS RANCHITOS
- 164 LOS REALES HEIGHTS
- 165 LUTHMA-RHODES
- 166 LYNWOOD GROVE
- 167 MADELYN PARK ANNEX
- 168 MANANA GRANDE
- 169 MANANA VISTA
- 170 MANSFIELD HEIGHTS
- 171 MARVED MANOR
- 172 MARYVALE MANOR
- 173 MAYFAIR TERRACE
- 174 MECEDORA CLUB ESTATES
- 175 MESA VILLAGE
- 176 MI CASITA
- 177 MI TIERRA
- 178 MICHELLE MEADOWS
- 179 MICHIGAN MANOR
- 180 MILBURN MANOR
- 181 MIRACLE MILE MANOR
- 182 MIRAFLORES ESTATES
- 183 MIRAMONTE
- 184 MIRAMONTE TERRACE
- 185 MISSION HEIGHTS 1
- 186 MISSION HEIGHTS 2
- 187 MISSION HEIGHTS 3
- 188 MISSION HEIGHTS 4
- 189 MISSION MANOR
- 190 MITCHELL ADDITION
- 191 MORTIMORE ADDITION
- 192 MOUNTAIN VIEW ACRE FARMS
- 193 MOUNTAIN VISTA
- 194 NATIONAL CITY
- 195 NATIONAL CITY ANNEX
- 196 NEW DEAL ACRES
- 197 NEW SIERRA VISTA ADDITION
- 198 NORTH CAMPBELL ESTATES
- 199 NORTH DESERT HILLS
- 200 NORTHGATE
- 201 NORVM-TRAGLE ADDITION
- 202 OCOTILLO PARK
- 203 OLD PUEBLO ESTATES

- 204 OSBORNE ACRES
- 205 PACE EAST
- 206 PANTANO RIDGE ESTATES
- 207 PARADISE MOUNTAIN ESTATE
- 208 PARK LANE EAST
- 209 PARK VIEW ADDITION
- 210 PARKWAY VISTA ADDITION
- 211 PASTIME ESTATES
- 212 PIMA ADDITION
- 213 PIMA VERDE
- 214 PINECREST ADDITION
- 215 PRINCE ADDITION
- 216 PRINCE ROAD TERRACE
- 217 PUEBLO GARDENS
- 218 RAINBOW VISTA ESTATES
- 219 RANCHO PERDIDO ESTATES
- 220 RICKE ADDITION
- 221 RINCON ESTATES
- 222 RINCON VISTA
- 223 RITA MANOR
- 224 RIVER PARK
- 225 RODEO ADDITION
- 226 ROGER PARK
- 227 ROLLING HILLS
- 228 ROLLING RIDGE
- 229 ROSE HILL ESTATES
- 230 ROSEDALE ACRES
- 231 ROSEMONT PARK
- 232 SADDLE HILLS
- 233 SAGUARO VERDE
- 234 SAMBEE GARDENS
- 235 SAN CARLOS ADDITION
- 236 SAN CLEMENTE ANNEX
- 237 SAN FERNANDO VILLAGE
- 238 SAN JUAN ADDITION
- 239 SAN PAULO VILLAGE
- 240 SAN RAFAEL ESTATES
- 241 SAN XAVIER ADDITION
- 242 SAN XAVIER VISTA
- 243 SANTA MARIA
- 244 SANTA RITA TERRACE
- 245 SENECA PARK ADDITION
- 246 SERRANO VILLA
- 247 SHAHEEN ESTATES
- 248 SHARON ADDITION
- 249 SHERIDAN ADDITION
- 250 SHERWOOD VILLAGE TERRACE
- 252 SILVER HILLS ESTATES
- 253 SILVER SHADOW ESTATES
- 254 SILVERBELL TERRACE
- 255 SILVERCROFT ADDITION

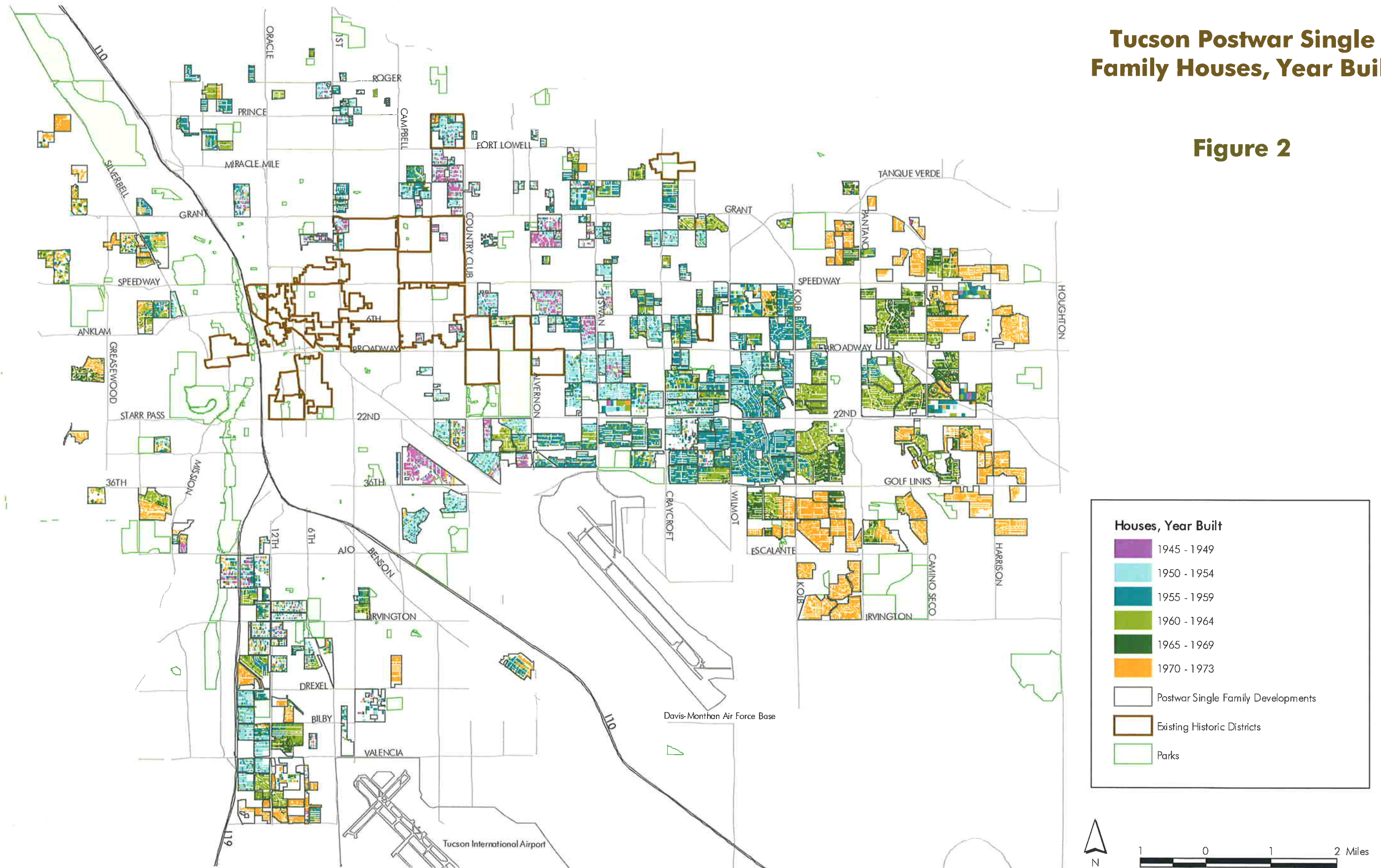
- 256 SOLANO ESTATES
- 257 SOUTH MANOR
- 258 SOUTHLAND PARK
- 259 STONEGATE
- 260 STUJUAN ADDITION
- 261 SUNNYCROFTS
- 262 SUNSHINE HOME ACRES
- 263 SWAN PARK ADDITION
- 264 SWAN WAY ADDITION
- 265 TANQUE VERDE TERRACE
- 266 TELASCO TERRACE
- 267 TERESA TERRACE
- 268 TERRA DE FRANCISCO
- 269 TERRA DEL SOL
- 270 THOREAU ADDITION
- 271 THUNDERBIRD HEIGHTS
- 272 TUCSON PARK WEST
- 273 TUCSON PARK WEST 2
- 274 VALENTINE TERRACE
- 275 VALLEY VIEW EAST
- 276 VERANO VISTA
- 277 VERDE ACRES
- 278 VERDE PARK
- 279 VERDE VISTA
- 280 VILLA SERENA
- 281 VISTA DEL NORTE
- 282 VISTA DEL PRADO
- 283 VISTA DEL PUEBLO ANNEX
- 284 VISTA DEL SAHUARO
- 285 VISTA DEL SIERRAS
- 286 WARSAW ADDITION
- 287 WARSAW ADDITION NO. 2
- 288 WARWICK VILLAGE
- 289 WESTERN HILLS ADDITION
- 290 WESTRIDGE ESTATES
- 291 WESTWOOD HILLS
- 292 WESTWOOD TERRACE ESTATE
- 293 WESTWOOD VILLAGE
- 294 WILMOT DESERT ESTATES
- 295 WILMOT TERRACE OF SAN PAULO VILLAGE
- 296 WILSHIRE HEIGHTS
- 297 WILSHIRE PARK
- 298 WILSHIRE TERRACE
- 299 WINDSOR PARK
- 300 WINTER FAIR
- 301 WINTER HEIGHTS
- 302 WINTERHAVEN
- 303 WOODLAND HILLS
- 304 YALE ESTATES

Tucson Postwar Single Family Residential Developments, 1945-1973

Figure 1 Legend

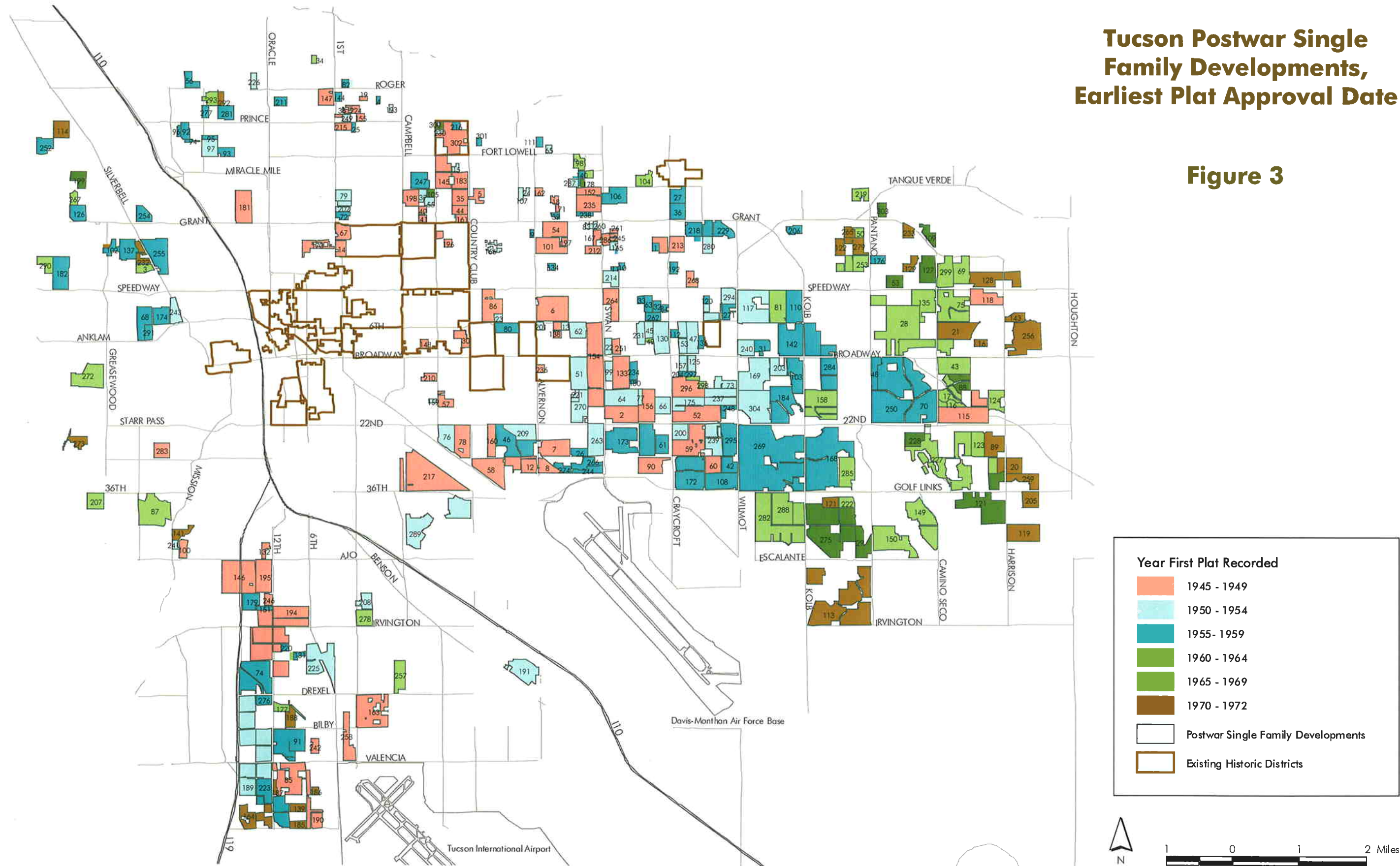
Tucson Postwar Single Family Houses, Year Built

Figure 2



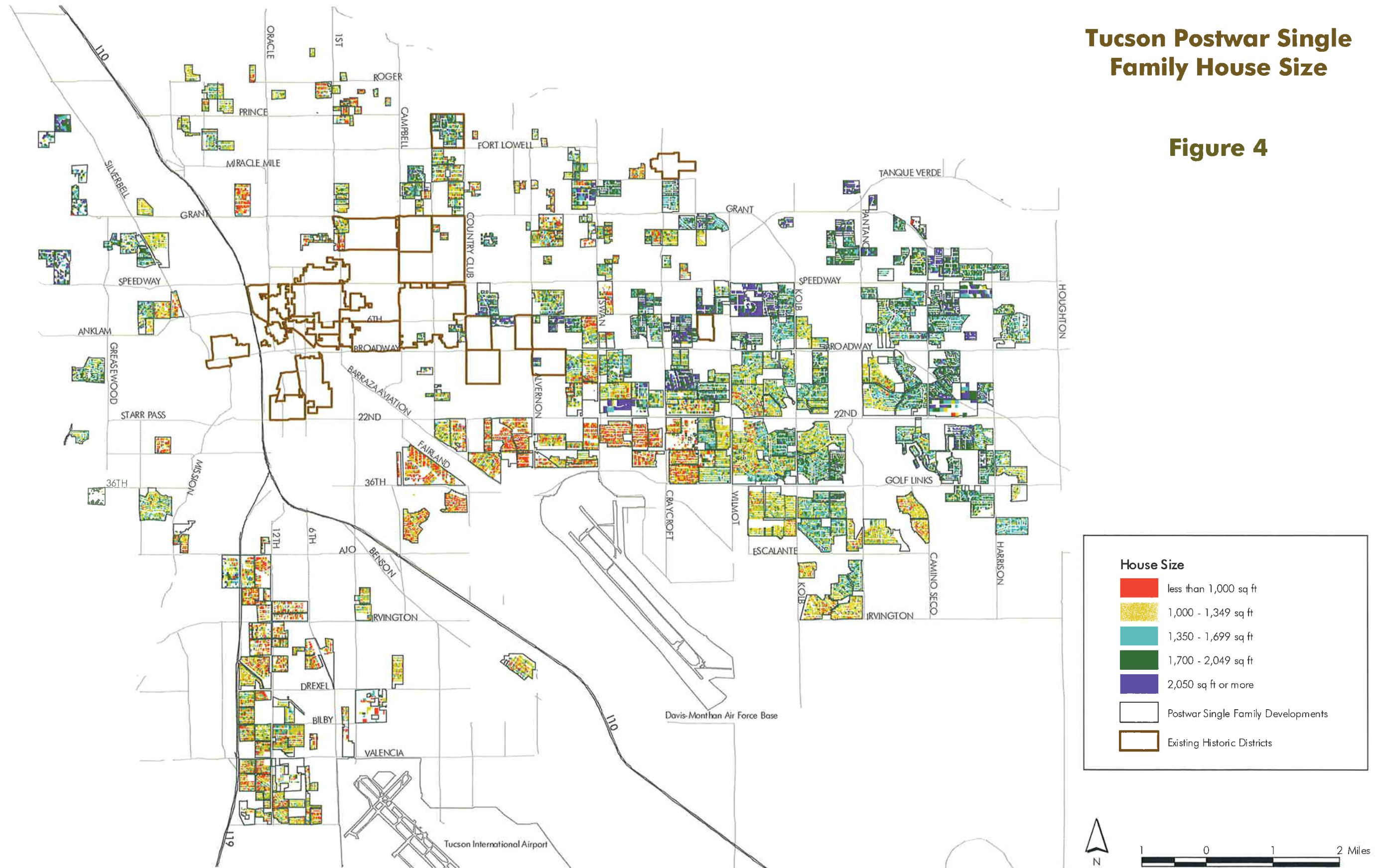
Tucson Postwar Single Family Developments, Earliest Plat Approval Date

Figure 3



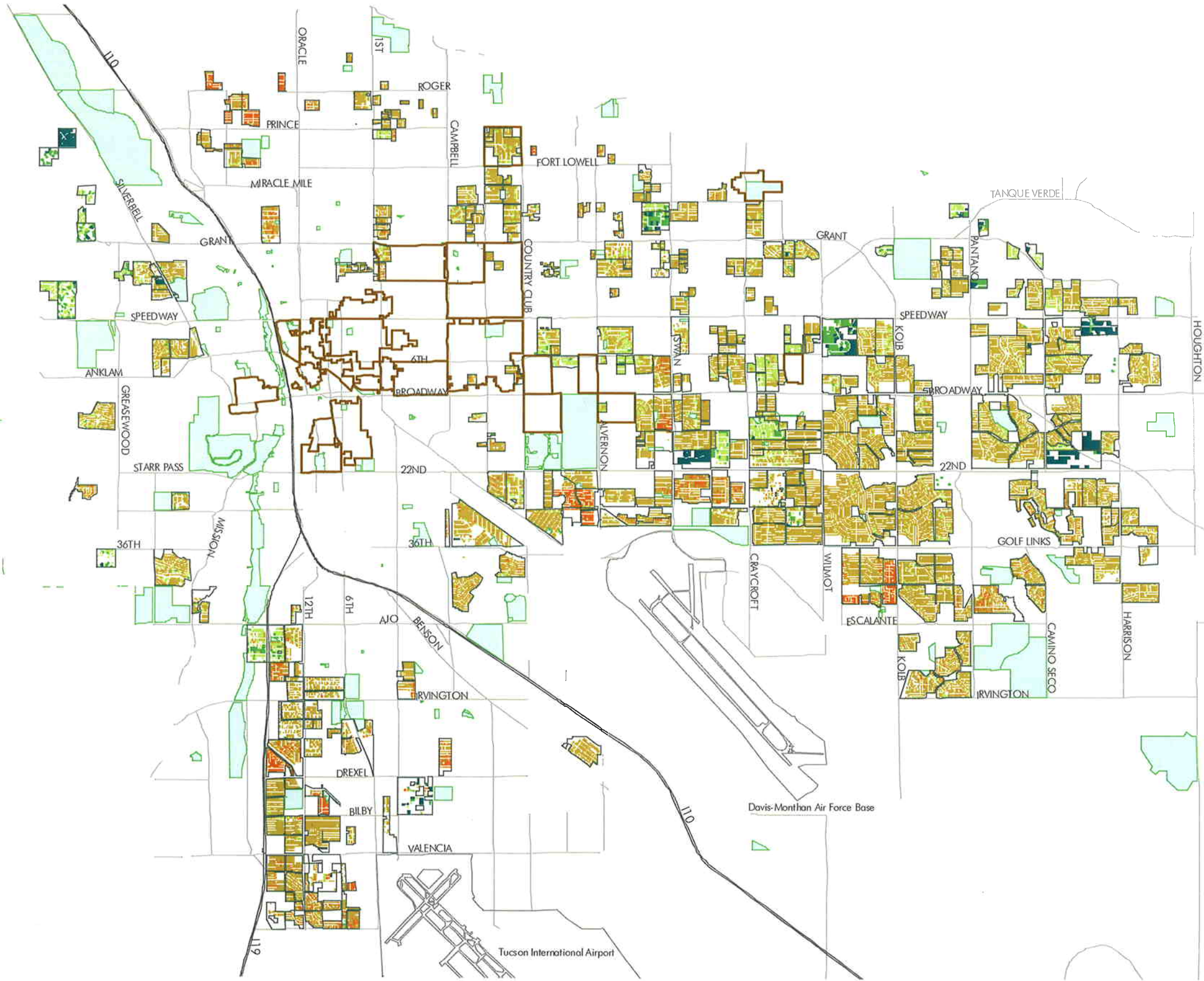
Tucson Postwar Single Family House Size

Figure 4



Tucson Postwar Single Family Houses, Lot Size

Figure 5



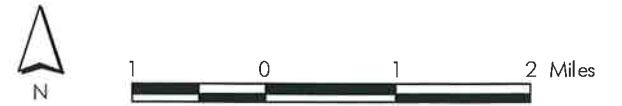
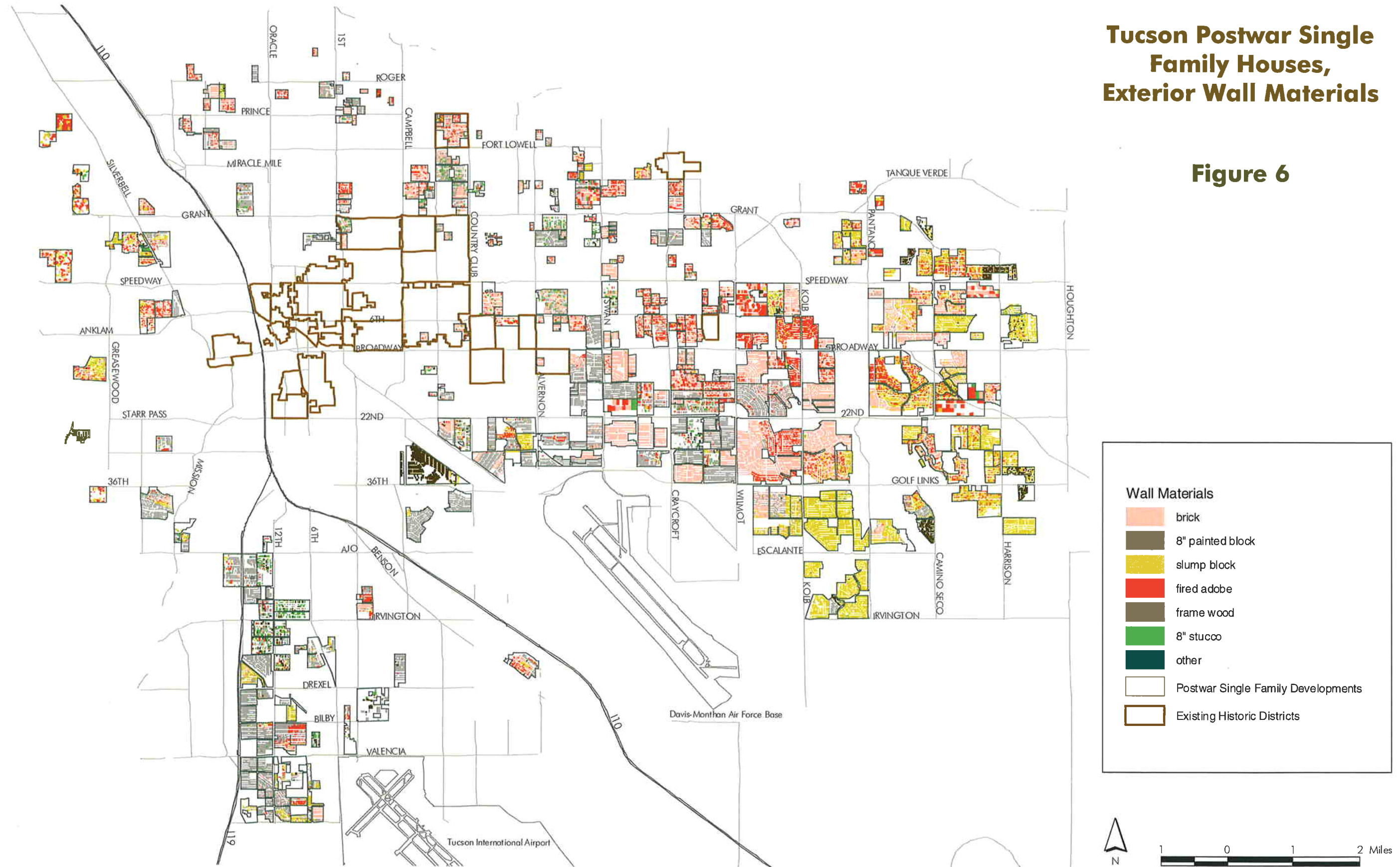
Lot Size

- 2,463 - 7,000 sq ft
- 7,001 - 11,500 sq ft
- 11,501 - 22,000 sq ft
- 22,001 - 43,559 sq ft
- 43,560 - 210,653 sq ft
- Postwar Single Family Developments
- Existing Historic Districts
- Parks



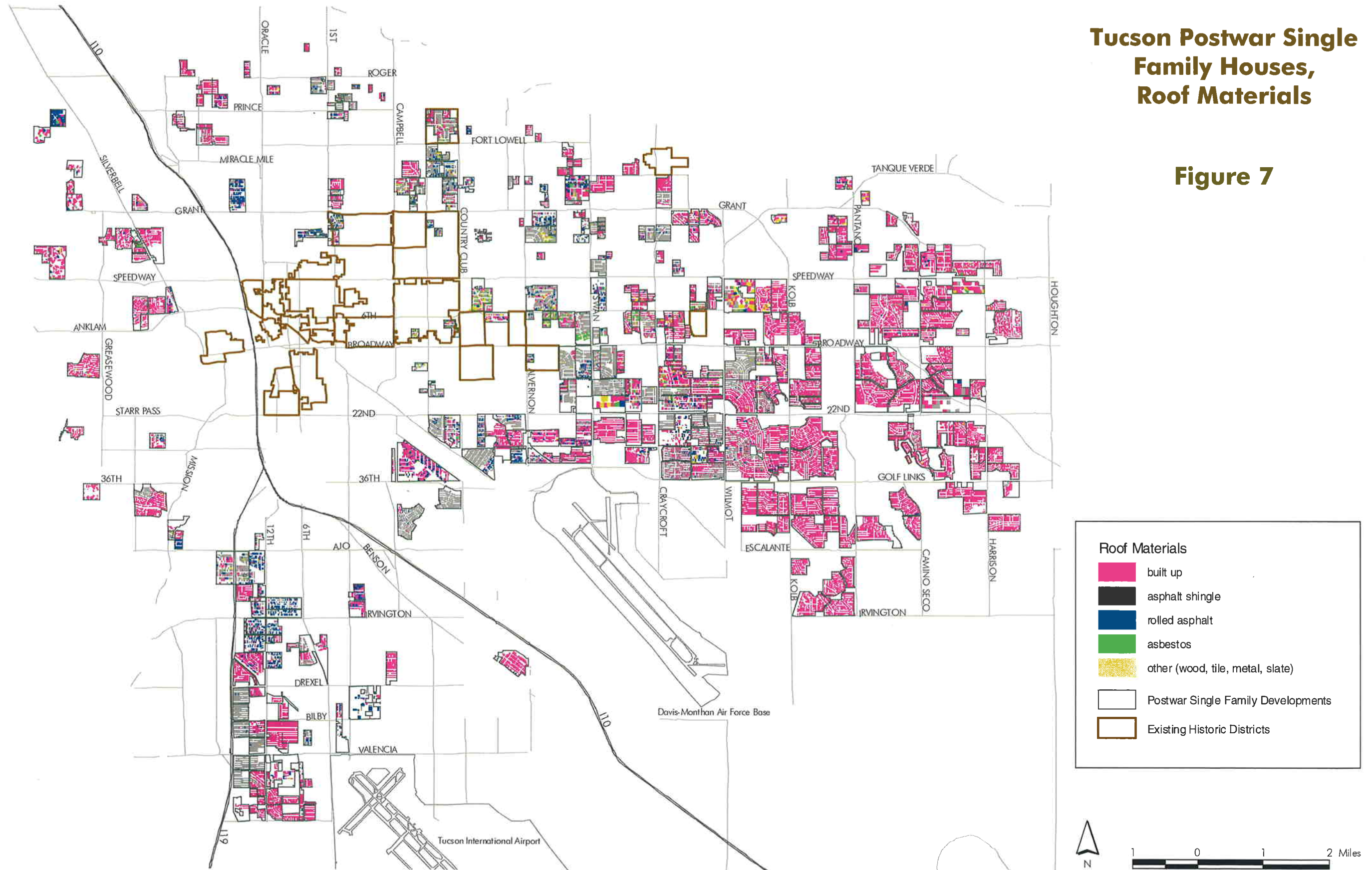
Tucson Postwar Single Family Houses, Exterior Wall Materials

Figure 6



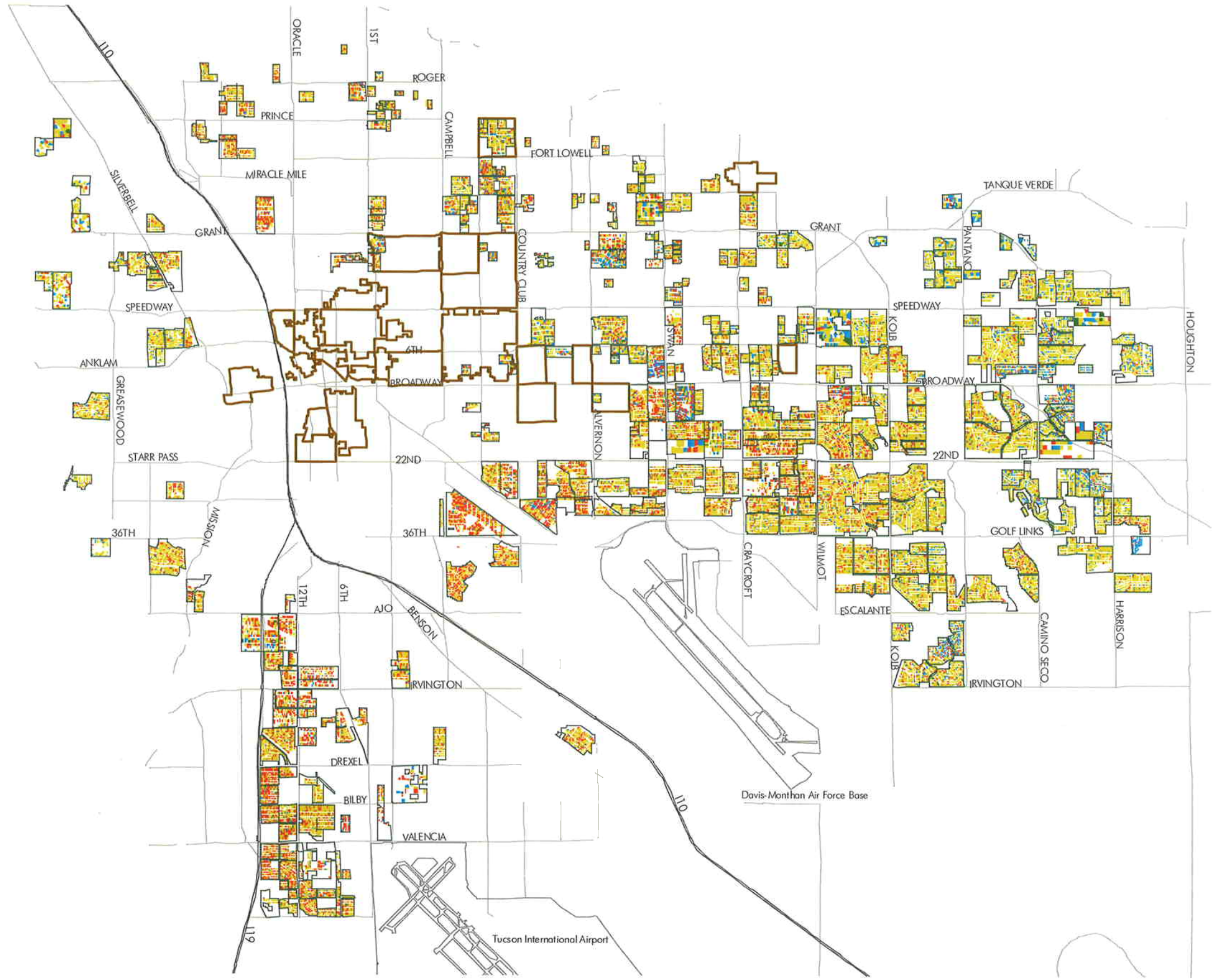
Tucson Postwar Single Family Houses, Roof Materials







Figure 7



Tucson Postwar Single Family Houses, Carports and Garages

Figure 8



	Carport
	No Carport or Garage
	Garage
	Both Carport & Garage
	Postwar Single Family Developments
	Existing Historic Districts

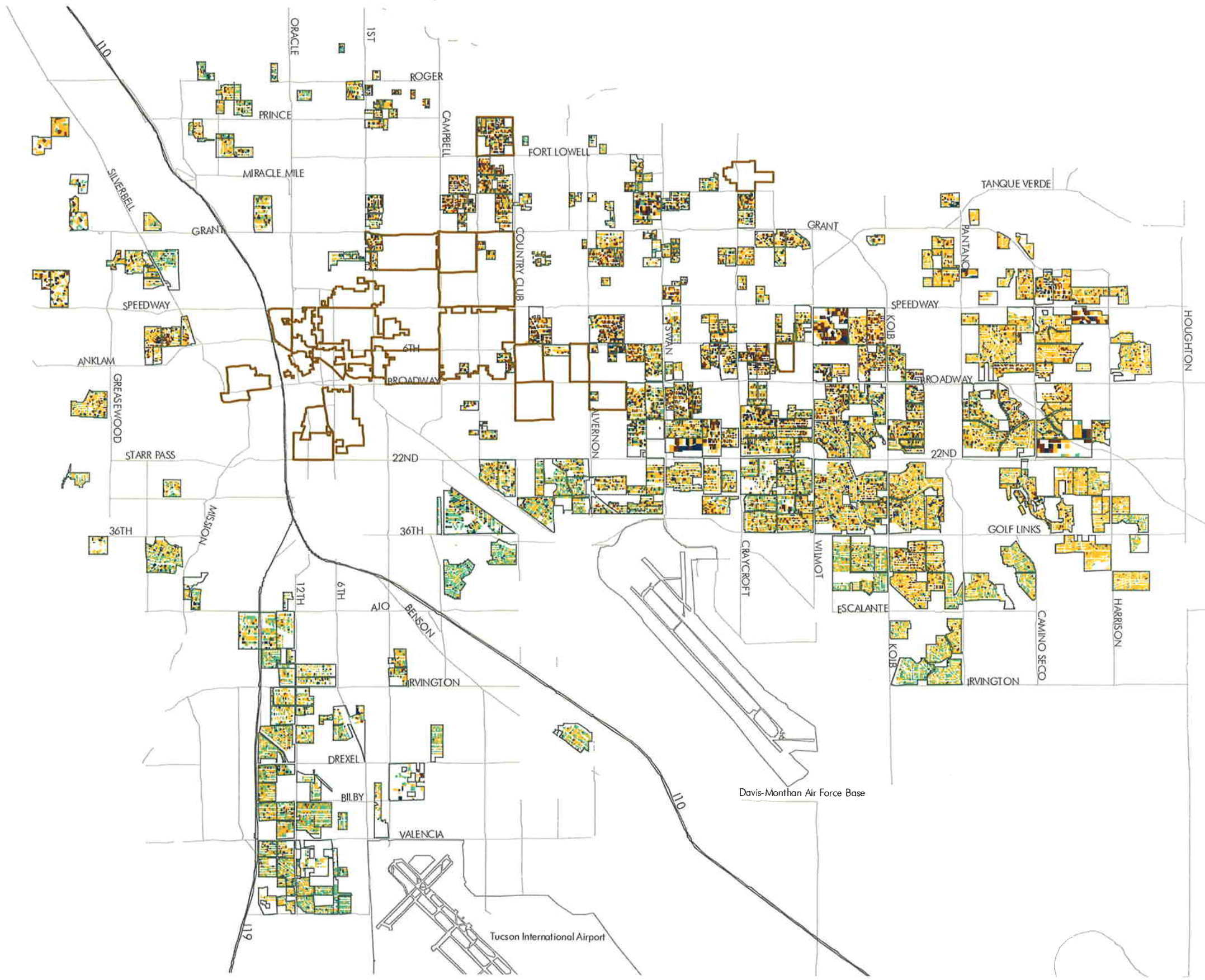
N



0 1 2 Miles

Tucson Postwar Single Family Houses, Patio Types

Figure 9



Patios

- covered patio
- no patio or slab
- both covered patio & slab
- slab only
- Postwar Single Family Developments
- Existing Historic Districts

N

0 1 2 Miles