

THE CORRECT WAY TO DISPOSE OF:



TABLETS, CAPSULES, PILLS

Drop off at a permanent Dispose A Med box location or event – DisposeaMed.pima.gov
(520) 724-7911

BENEFITS OF PROPER DISPOSAL

- Protects children, pets & wildlife
- Protects our environment
- Prevents potential Rx abuse


LIQUID MEDICATIONS



Pour liquid medication into a water-tight container, such as an empty margarine tub



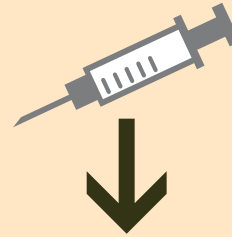
Mix in used coffee grounds, kitty litter or soil




Seal it with duct tape

Place in a trash container.
DO NOT RECYCLE

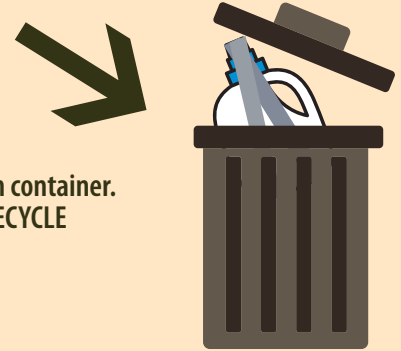
SHARPS NEEDLES, SYRINGES, LANCETS



Place sharps in a puncture proof plastic container with a screw-on lid (for example: a rigid detergent bottle)



Clearly label the container "NON-RECYCLABLE"; secure the lid with duct tape



Place in a trash container.
DO NOT RECYCLE

ITEMS LABELED



**ACID, FLAMMABLE, CAUSTIC,
POISON, CAUTION, TOXIC, DANGER
OR WARNING**

Drop off at a Household Hazardous Waste site
tucsonaz.gov/es/household-hazardous-waste
(520) 888-6947

